



# GARDE ARTS CENTER

325 State Street - New London, CT 06320

Administrative Office: (860) 444-6766 Fax: (860) 447-0503 Box Office: (860) 444-7373 Fax: (860) 701-0189

Web Site: [www.gardearts.org](http://www.gardearts.org)

Email: [info@gardearts.org](mailto:info@gardearts.org)

Executive Director: Steve Sigel

Revised: 05/05/22

## MAIN STAGE INFORMATION

### TECHNICAL CONTACTS:

Production/Technical Director  
Sophie Walsh (860) 444 4407  
Cell: (860) 859 7713  
Fax: (860) 447 0503  
Email: [swalsh@gardearts.org](mailto:swalsh@gardearts.org)

### GENERAL INFORMATION:

Proscenium Theater (Vaudeville/Movie House c. 1926) Seating: 1,431  
Orchestra - 842 Loge - 168 Balcony - 421  
Wheelchair access to orchestra seating only  
Box Office In lobby entrance; fully staffed; Mon. - Fri. 10am - 5pm & 2 hours before live performances.  
Ticketing software: Patron Manager



STAGE DIMENSION:			
F.O.H.	Sound booth	8'-0" deep	11'-11" wide
	Light booth	7'-6" deep	6'-0" wide
STAGE	Proscenium	28'-0" high	40'-10" wide
	Deck: Painted maple on wood substructure (sprung floor)		
	Stage depth from plaster line to back wall	28'-0"	
	Apron DS of plaster line	1'-6"	
	Stage extension is a Wenger™ deck DS of apron	6'-0"	
	Stage depth from lip of stage extension to back wall	35'-6"	
	Stage Right Wing (proscenium to SR wall)	13'-4"	
	(centerline to SR wall)	34'-0"	
	Stage Left Wing (proscenium to rail)	10'-7"	
	(centerline to rail)	31'-0"	
	Stage height:	3'-6" from audience	5'-0" from pit floor
	ORCHESTRA PIT	40'-0" wide	7'-0" deep @ CL
1'-6" below house floor			
LOADING DOOR	Up Stage Right	8'-3½" high	7'-10" wide
	Step up to the stage	1'-10" from sidewalk	
	2 Available ramps	11'-0" long	3'-0" wide
	Loading door is located at 86 Gov. Winthrop Blvd. between Huntington and Meridian Streets		
CABLE PATH	Sound/ light booth to stage	200'-0"	(around the side aisle)
HOUSE	<u>From:</u>	<u>To plaster line</u>	<u>To movie screen</u>
	Balcony	53'-0"	55'-6"
	F.O.H. mix	88'-0"	90'-6"
	Projection/ spot booth	103'-0"	105'-6"
SOUND WINGS (DSR&DSL)	3'-0" x 4'-0" platform	10'-0" of headroom	
LOBBY ELEVATOR	(Box storage/ Oasis Room loading)		
	Door	7'-0" high	3'-0" wide
	Box	4'-0" deep	5'-0" wide



## RIGGING & FLY SYSTEM

### LINESETS:

Operated from the deck Stage Left  
25 single purchase line sets  
Plaster line to last line set is 25'-2"  
21 line sets available  
Arbor capacity is 1200 lbs  
Standard 1 1/2" battens are 42' long schedule 40  
4 Pick-up cables per pipe @ 12'-8" apart, splitting center  
Battens travel 58 feet  
Line sets 16 & 17 have 56'-6" travel  
Grid 60 feet to the walking surface  
Grid ends 28'-0" Stage right of CL  
Rigging points are piped closed baskets 1000lbs per linear foot

- See line set schedule on page 9.

### SOFT GOODS:

Main Act Curtain Garnet Red, two 30'-0" x 28'-0" Panels with a 6'-0" overlap @ Center **Guillotine only**  
Legs - 4 sets 12'-0" x 24'-0" black  
Borders - 4 sets 44'-0" x 8'-0" black  
Blackout Drop w/ center split (2 panels 24'-0" x 24'-0")  
Full-stage Blackout 29'-0" x 40'-0"  
White Seamed Cyc: 26'-0" x 42'-0"  
Black Scrim: 44'-0" x 26'-0"  
Movie screen 40'-0" x 24'-0"

- (Permanently hanging on a steel frame 2'-6" US of the plaster line and is 0'-8" thick the U.S. edge is 3'-2" upstage of the plaster line)

Movie screen (small) 20'-0" x 20'-0"

### FOH TRUSS

48' wide Tomcat 20.5" Triangle Truss  
Prodigy P75 Motorized Lift with 5 lines  
Helix cable management system with up to 50' vertical travel with 208V hopsit power and data cables, six-circuit power distro cable, single DMX cable  
QuickTouch+ controller, located 20' from the US proscenium opening.  
Truss has 8 High End SolaFrames 1000 for front lighting.

### ANTE-PROSCENIUM DS POINTS:

7'-0" DS of the proscenium  
Hanging points 15'-0" off center SL & SR

### POWER:

On-stage Company Switches (2): One 200 amp and one 400 amp 3 - phase 120/308 volt disconnect located CSR 25' from center, and USL rear wall  
Audio power 100 amp 3 - phase DSL  
All tie-in connections are Cam-Loc  
Shore power by back stage door. 50 amp and 30 amp outlets



## LIGHTING information:

### CONSOLES:

ETC Gio@5 (on order); ETC Ion; ETC Express 72/144; Grand Ma 2 Light  
ETC Echo House and Work Lights Control: DMX Scene Controller, 2 EchoTouch Mk2 Controllers, Echo  
Expansion Bridge (via console or wall faders back of house and DSL)

### DIMMERS:

156, 2.4k dimmers ETC Sensor

### OVERHEAD Raceways:

1st Elect: LS# 3 Dim #s 1-20;  
2nd Elect: LS#12 Dim #s 21-40;  
3rd Elect: LS#16 Dim #s 41-59

### BOX BOOMS:

HL & HR 12 circuits each  
23'-0"x7'-0"x3'-0" welded 1½" schedule 40 scaffolding  
38'-0" from the Plaster line  
35'-0" from the Centerline  
38'-0" above the deck is the highest hanging position  
23'-0" above the deck is the lowest hanging position

### BALCONY RAIL:

Dim #s 113 – 122  
53'-0" from the plaster line  
16'-0" above the deck 40'-0" long 1½ OD schedule 40

### FAR COVE: (below the projection booth)

12 circuits are dimmer-doubled for a total of 24 70v dimmers  
103'-0" from the plaster line  
38'-0" above the deck 40'-0" long 1½ OD schedule 40

### LIGHTING UNITS:

46- PAR 64 MFL (1 Kw) MEDIUM FLOOD ONLY  
15- 6" Fresnels (750w max.)  
25- 8" Fresnels (1 Kw)  
25- ETC - Source Four 5° 550  
25- ETC - Source Four 19° 575  
25- ETC - Source Four 26° 575  
12- ETC - Source Four 36° 575  
6- ETC - Source Four 50° Lens tubes  
20- 6 x 9 ERS (750w max.) Altman 360Q  
2- Strong Supertrouper II™, Follow spotlights in projection booth.  
7 - Altman SpectraCyc  
18 - ETC Desire D60 Lustr+, Black  
12 - ETC Colorsourc Spots  
16 - High End Solaframe 1000 Movers  
6 - Altman LED Worklights  
12- ColorBlast™  
12- Altman IQ38 LED Pars



## SOUND information

Sound control is located in rear-center of house; a 175 FOH snake run.

The Garde Arts Center reserves the right to require the use of house speaker cabinets and equalization.

The Main Stage at the Garde Arts Center has a dBA limit of 95 compliant with OSHA.

Volume levels and quality must meet Garde Arts Center standards as determined by Garde personnel.

### **MICROPHONES: (subject to availability)**

- 4- wireless microphones Sennheiser EW 500 G3
- 1- Sennheiser E Series Distribution amp
- 3- Sure 891 FLOOR microphones
- 1- Sure SM-81 CONDENSER microphones
- 6- Sure SM-58 microphones
- 6- Sure SM-57 microphones
- 3- Sennheiser e604 microphones
- 2- Sennheiser e906 microphones
- 2- Sennheiser e865 microphones
- 1- Sennheiser e602II microphones
- 2- Sennheiser MD431 microphones
- 2- AKG C214 microphones
- 4- AKG Perception 170 microphones
- 3- Sennheiser Countrymen wireless headsets
- Stands / Clips / Cable

### **AUDIO SNAKES:**

52 Channel snake from DSR to FOH

52 channel sub snake/ monitor split

16 Channel drop box 50'

12 Channel drop box 20'

12 Channel drop box 50'

Adequate inventory of: AAI patch cords, mic cable, NL4/ NL8 cable, guitar cords, DI boxes, CAT6e cable

### **CONSOLES:**

Yamaha M7/CL 48ch Digital Mixer: MY16-CII 16ch Cobranet network I/O card

Yamaha LS9\_32ch Digital Mixer

Allen & Heath XONE2: 62 DJ Mixer: 6 channels of inserts w/ 2 Mic line inputs

### **PROCESSING & FX:**

2-DBX 1046 quad limiter

1-Drawmer MX-40 quad-gates

1-Yamaha REV-500

1-Yamaha SPX-990

### **MONITOR SPEAKERS:**

4-EAW 2 way 12' x 1' SM129 wedges

6-12" 2-way QSC HPR122i powered speaker

6- 12" QSC KW122 powered speaker

2-15" powered QSC HPR151i subwoofer

### **AUDIO PLAYBACK:**

1-DENON DN-D4500 CD PLAYER (Dual unit)

### **HOUSE L&R VERTICAL ARRAYS:**

2-EAW KF-650E speakers

1-EAW KF-690I speakers



**BEHIND THE SCREEN CINEMA L.C.R. FLOWN STACKS:**

3-EAW QX-564i three-way speakers  
3-QSC Lf 4215-(8)f cinema loudspeakers

**SUBWOOFER:**

2-EAW SB-180 Subwoofers  
2-EAW SB-250 Subwoofers  
3-QSC SB-7218 Subwoofers

**LIP SPEAKERS:**

4-EAW JF-50 SPEAKERS

**UNDER BALCONY:**

6-EAW JF-80 speakers  
3-EAW UB-22 speakers

**ORCH/BALCONY HL & HR FILL:**

4-EAW JF-80 speakers

**OVER BALCONY FILL:**

3-EAW MK-2194 speakers

**SURROUND SPEAKERS:**

20-(10 orchestra / 10 balcony) Klipsch KPT-250 12" three-way speakers

**BACKLINE/ MUSIC EQUIPMENT:**

- 1-Drum set DW Pearl Jazz kit
- Kick= 18" deep with a 20" head (Fast Bass)
  - Rack Tom= 8" deep with a 12" head (Traditional Tom Tom)
  - Floor Tom= 14" deep with a 14" head (Alternate Tom Tom)
  - Snare= 6" deep with a 14" head
    - Cymbal stands and cymbals
    - two Drum thrones
- 1-Gallien Krueger MB 210 Bass Amp  
1-Fender Twin Reverb (Model #65 Twin)  
1-Acoustic Yung Chang U121 Black Upright Piano

**COMMUNICATION:**

1-CLEARCOM MS-440 Main Station  
4-CLEARCOM RS-501 Belt Packs  
6-CLEARCOM RS-701 Belt Packs

**ASSISTED LISTENING:**

Sennheiser Infrared System RS11015



## FILM & VIDEO PLAYBACK & VIEWING:

- 1-Christie Solaria Series CP4220 Digital Cinema Projector (Projector Booth)
- 1-Panasonic PT-RZ970LBU, 1920 x 1200 DLP laser projector w/o lens 1 2,109.00 2,109.00 (Balcony Rail Center)
- 1-Panasonic ET DLE150 zoom lens 1.3-1.9 throw ratio
- 1-Oppo DCP-103 Blu-ray player
- 1-Vizio VBR 3D Blu-ray players
- 1-Sony DVD/CD Player HDMI 720p/1080
- 1-Sony 46" LCD Digital Color TV
- 2-Century HH 35 mm movie projectors, with CP65 Dolby Processor (Projection Booth)

## OTHER INFORMATION

### OTHER EQUIPMENT:

- Rolled Dance Floor, Black Rosco™
- 2-5 Gallon water coolers
- Lecterns
- Manhasset style music stands
- Stand lights
- Amp stand
- 2-Ultimate PA tripods
- 2-Conductor podiums
- 1-Portable movie screens @ 3', 4' and 6' wide
- Chairs, stools,
- 4', 6' and 8' rectangular tables
- 5' and 6' round tables
- 2' round cabaret tables
- Banquet chairs
- Velvet ropes and stanchions
- Dock plate
- 1 Truck ramps (11'-0" x 3'-0")
- Genie lift (24 feet)
- Air compressor
- 6 12'-0" Lighting booms and bases
- Assorted step and extension ladders

### SPECIAL EFFECTS:

Connecticut State Fire law requires 4 weeks notice of all pyrotechnics effects (even simple flame) to obtain permits from the Fire Marshal.  
Dry ice / CO2 is available for purchase locally.

**CLOSEST HOTEL:** Holiday Inn, 35 Gov Winthrop Blvd; across from Stage door

### ANCILLARY SERVICES:

- Event Management, Stage Management, Projectionist, Lighting & Audio Design, videography.
- Meeting rooms, production office, galleries, lounges, rehearsal space, Greenrooms.
- Office services, wireless high-speed internet.



# GARDE ARTS CENTER: Line Set Schedule

<u>Line Set Number</u>	<u>Distance from Plaster Line</u>	<u>Note:</u>
1	1'-2"	<b>Grand Drape</b> <i>Guillotine Only</i> "Garnet Red"
2	3'-2"	<b>Movie Screen</b> (Permanent) w/ Underhung Leg and Border Set (see pg. 3)
3	3'-6"	<b>1<sup>st</sup> Electric Raceway</b> (Permanent)
4	4'-1"	
5	5'-0"	
6	5'-7"	
7	6'-7"	
8	6'-8"	<b>Orchestra Cloud</b> (Permanent) <i>width= 6'-3" DS to 7'-3" US</i>
9	7'-9"	
10	8'-6"	
11	9'-7"	
12	10'-3"	<b>2<sup>nd</sup> Electric Raceway</b> (Permanent)
13	11'-5"	
14	12'-10"	
15	13'-5"	<b>Orchestra Cloud</b> (Permanent) <i>width= 13'-2" DS to 14'-0" US</i>
16	16'-8"	<b>3<sup>rd</sup> Electric Raceway</b> (Permanent)
17	17'-5"	
18	19'-3"	
19	20'-5"	<b>Orchestra Cloud</b> (Permanent) <i>width= 19'-9.5" DS to 20'-8.5" US</i>
20	20'-11"	
21	21'-7"	
22	22'-7"	
23	23'-8"	
24	24'-5"	
25	25'-2"	



# ELECTRICS PATCH UNIVERSE DISTRIBUTION

	ADDRESS	UNIVERSE	LOCATION	TYPE
<b>UNIVERSE 1</b>	1-145	U1	OVERSTAGE AND FOH	CONVENTIONALs
	145 - 180	U1	NOT PATCHED	
	181 - 192	U1	POWER TO FOH TRUSS	
	193-240	U1	BOX ML	SOLARFRAME 1000 ULTRA BRIGHT
	242-289	U1	BOX ML	SOLARFRAME 1000 ULTRA BRIGHT
<b>***** FREE</b>	<b>290 - 512</b>	U1		
<b>UNIVERSE 2</b>	2/1-48	U2	FOH TRUSS	SOLARFRAME 1000 ULTRA BRIGHT
	2/49-96	U2	UNUSED	
	2/97-144	U2	FOH TRUSS	SOLARFRAME 1000 ULTRA BRIGHT
	2/145-192	U2	FOH TRUSS	SOLARFRAME 1000 ULTRA BRIGHT
	2/193-240	U2	FOH TRUSS	SOLARFRAME 1000 ULTRA BRIGHT
	2/241-288	U2	FOH TRUSS	SOLARFRAME 1000 ULTRA BRIGHT
	2/289-336	U2	FOH TRUSS	SOLARFRAME 1000 ULTRA BRIGHT
	2/337-384	U2	FOH TRUSS	SOLARFRAME 1000 ULTRA BRIGHT
	2/385-432	U2	UNUSED	
	2/433-480	U2	FOH TRUSS	SOLARFRAME 1000 ULTRA BRIGHT
<b>***** FREE</b>	<b>2/481 - 512</b>			
<b>***** FREE</b>	<b>2/49-96 + 2/385-432</b>			




<b>UNIVERSE 3</b>				
	3/1-9	U3	1ST ELECTRIC	D60 LUSTER
	3/10-18	U3	1ST ELECTRIC	D60 LUSTER
	3/19-27	U3	1ST ELECTRIC	D60 LUSTER
	3/28-36	U3	1ST ELECTRIC	D60 LUSTER
	3/37-45	U3	1ST ELECTRIC	D60 LUSTER
	3/46-54	U3	1ST ELECTRIC	D60 LUSTER
	3/55-63	U3	2ND ELECTRIC	D60 LUSTER
	3/64-72	U3	2ND ELECTRIC	D60 LUSTER
	3/73-81	U3	2ND ELECTRIC	D60 LUSTER
	3/82-90	U3	2ND ELECTRIC	D60 LUSTER
	3/91-99	U3	2ND ELECTRIC	D60 LUSTER
	3/100-108	U3	2ND ELECTRIC	D60 LUSTER
	3/109-117	U3	3RD ELECTRIC	D60 LUSTER
	3/118-126	U3	3RD ELECTRIC	D60 LUSTER
	3/127-135	U3	3RD ELECTRIC	D60 LUSTER
	3/136-144	U3	3RD ELECTRIC	D60 LUSTER
	3/145-153	U3	3RD ELECTRIC	D60 LUSTER
	3/154-162	U3	3RD ELECTRIC	D60 LUSTER
	3/163-210	U3	3RD ELECTRIC	SOLARFRAME 1000 ULTRA BRIGHT
	<b>3/211 - 269</b>	<b>U3</b>	<b>FREE???</b>	
	3/270-317	U3	LINESET 10	SOLARFRAME 1000 ULTRA BRIGHT
	3/318-365	U3	LINESET 10	SOLARFRAME 1000 ULTRA BRIGHT
	3/366-413	U3	3RD ELECTRIC	SOLARFRAME 1000 ULTRA BRIGHT
	3/414-418	U3	1ST ELECTRIC	COLORSOURCE SPOT 5 CH
	3/419-423	U3	1ST ELECTRIC	COLORSOURCE SPOT 5 CH
	3/424-428	U3	1ST ELECTRIC	COLORSOURCE SPOT 5 CH
	3/429-433	U3	2ND ELECTRIC	COLORSOURCE SPOT 5 CH
	3/434-438	U3	2ND ELECTRIC	COLORSOURCE SPOT 5 CH
	3/439-443	U3	3RD ELECTRIC	COLORSOURCE SPOT 5 CH
	3/444-448	U3	3RD ELECTRIC	COLORSOURCE SPOT 5 CH



	3/451-454	U3	4TH ELECTRIC	SPECTRA CYC 200 RGBA 601
	3/455-458	U3	4TH ELECTRIC	SPECTRA CYC 200 RGBA 601
	3/459-462	U3	4TH ELECTRIC	SPECTRA CYC 200 RGBA 601
	3/463-466	U3	4TH ELECTRIC	SPECTRA CYC 200 RGBA 601
	3/467-470	U3	4TH ELECTRIC	SPECTRA CYC 200 RGBA 601
	3/471-474	U3	4TH ELECTRIC	SPECTRA CYC 200 RGBA 601
	3/475-478	U3	4TH ELECTRIC	SPECTRA CYC 200 RGBA 601
	3/479-483	U3	HOUSE L BOX	COLORSOURCE SPOT 5 CH
	3/484-488	U3	HOUSE L BOX	COLORSOURCE SPOT 5 CH
	3/489/493	U3	HOUSE R BOX	COLORSOURCE SPOT 5 CH
	3/494-498	U3	HOUSE R BOX	COLORSOURCE SPOT 5 CH
<b>***** FREE</b>	<b>3/211 - 269</b>			







## **DRESSING ROOMS:**

Under stage Green Room: refrigeration, microwave, and hospitality service  
First Floor: 2-2 person dressing rooms (star); 1 bathroom with shower  
Dressing room #2 has phone/fax capabilities and can be used as a production office  
Second Floor: 3-2 person dressing rooms; 1-10 person chorus dressing room; 1 bathroom with shower  
Third Floor: 1-2 person dressing room; 1-12 person chorus dressing room; 1 bathroom with shower  
Five Ceiling Hospital Garde Air Purifiers

### **LAUNDRY:**

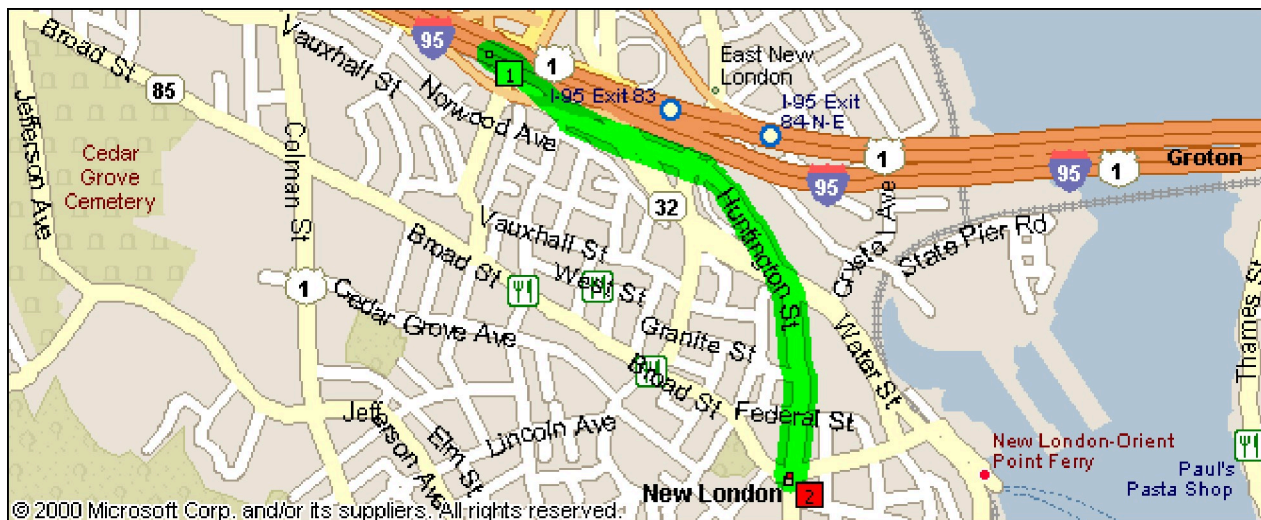
1- Clothing steamer  
2- Washing machines  
2- Clothes dryers  
5- Ironing boards  
2- Irons  
Rolling costume racks  
Many dry cleaning and laundry services with same day pickup



**Directions Heading North on I-95 (From New York, New Haven)**

**From:** I-95 Exit 83 **To:** Stage Door, Governor Winthrop Blvd, New London, CT 06320

**Driving Distance:** 1.0 mile **Time:** 3 minutes

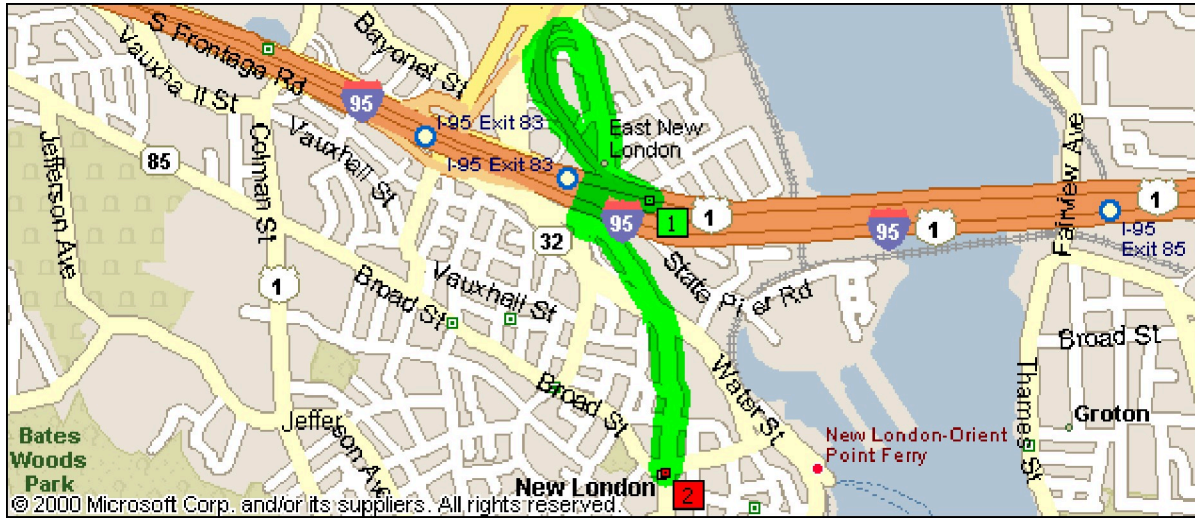


Distance	Driving Instruction
0.0 Ramp	<b>1</b> Depart I-95 Exit 83 [Food, Gas, Lodging, Store, ATM, Car Repair, Pharmacy, Medical Services, RV Parking] on (East) for 0.2 mi
0.2	Bear LEFT (East) onto Local road(s) for 0.2 mi
0.4	Continue (East) on Huntington St for 0.6 mi
1.0	<b>2</b> Arrive, stage door immediately on right, Governor Winthrop Blvd, New London, CT 06320

**Directions Heading South on I-95 (From Boston, Providence)**

**From:** I-95 Exit 84-N-E **To:** Stage Door Governor Winthrop Blvd, New London, CT 06320

**Driving Distance:** 1.6 miles **Time:** 5 minutes

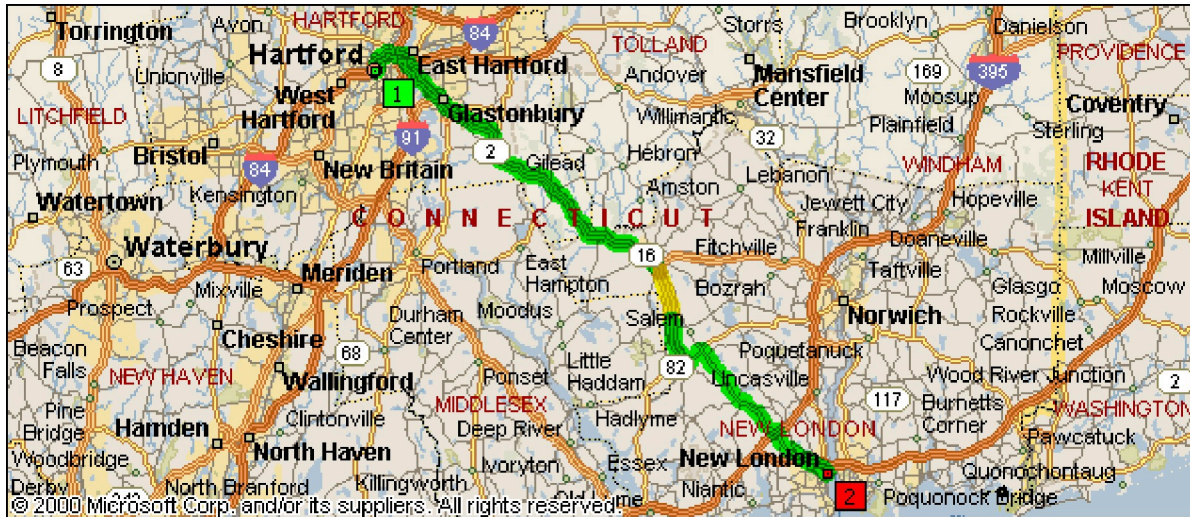


Distance	Driving Instruction
0.0	<b>1</b> Depart I-95 Exit 84-N-E [Food, Gas, Store, RV Parking] on Ramp (West) for 0.6 mi
0.6	Bear RIGHT (South) onto Williams St for 0.4 mi
1.0	Turn LEFT (East) onto Huntington St for 0.6 mi
1.6	<b>2</b> Arrive, stage door on right, Winthrop Blvd, New London, CT 06320

## Directions From Hartford, CT

**From:** Hartford **To:** Stage Door, Governor Winthrop Blvd, New London, CT 06320

**Driving Distance:** 47.9 miles **Time:** 1 hour, 3 minutes



Distance	Instruction
0.0	<b>1</b> Depart Hartford, on I-84 [US-6] (East) for 2.1 mi
0.1	At I-84 Exit 55, turn off onto Ramp for 0.1 mi
0.4	Merge onto SR-2 [Veterans of Foreign Wars Mem'l Hwy] (East) for 20.2 mi
20.0	At SR-2 Exit 16, stay on SR-2 [New Hartford Rd] (East) for 4.0 mi
24.0	Continue (South) on SR-11 for 7.4 mi
31.4	At SR-11 Exit 4, turn off onto Ramp for 0.3 mi
31.6	Merge onto SR-82 [E Haddam Rd] (North-East) for 1.2 mi
32.8	Turn RIGHT (South-East) onto SR-85 [New London Rd] for 10.3 mi
43.1	Continue (East) on SR-85 [Broad St Ext] for 0.4 mi
43.5	Continue (East) on SR-85 [Broad St] for 0.6 mi
44.0	Continue (East) on Broad St for 1.0 mi
45.1	<b>2</b> Arrive, stage door on right, Governor Winthrop Blvd, New London, CT 06320